

GEMINA 2

WQJP05446

LED luminaire GEMINA 2, with a power of 27 W. It is made of high-quality components, supported by a 5-year warranty. Narrow beam angle 24° gives directional light so that selected objects or surfaces can be better exposed. Designed to be mounted on a track.

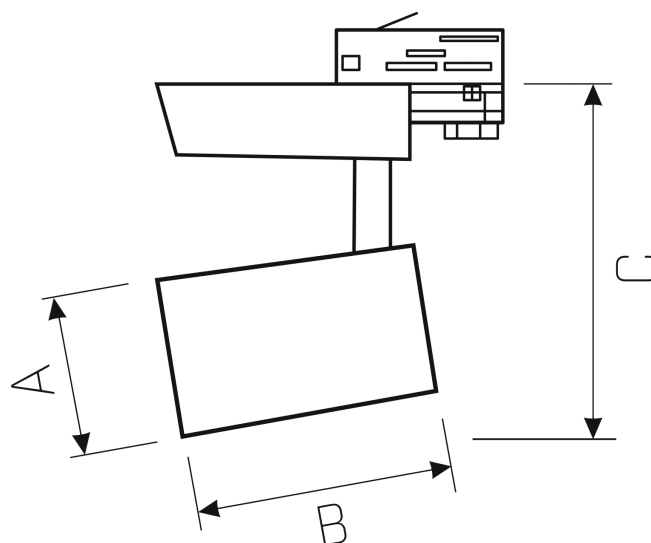


Power **27 W**
Colour of light **MEAT**
Degree of protection (IP) **IP20**

Voltage **230 V**
Beam angle **24 °**


Technical data

Code	WQJP05446
Power	27 W
Nominal current	129 mA
Voltage	230 V
Energy consumption	27 kWh/1000h
Frequency	50HZ Hz
Protection class	I
Power supply included	+
Manufacturer of power supply	TCI
Power factor	0.93
Useful luminous flux*	2295 lm (360°)
Luminous flux**	1890 lm (360°)
Lamp efficacy	85 lm/W
Colour of light	MEAT
Beam angle	24 °
RA	80
Light source included	+
Producer of LED diodes	CITIZEN
Uniformity of color SDCM max	3
Dimmable	OPC
Working temperature range	-20/+40 °
Lifespan	50000 h
Housing material	Aluminum
Degree of protection (IP)	IP20
Colour	White
Dimension (AxBxC)	99x125x167 mm
For use	Inside
Assembly method	on track
Application	Inside
Made in	PL
Catalogue number	MDR46PR027MEAT24W




Related documents



 User manual



 Declaration of Conformity