

# GEMINA 2

WQJP05437

LED luminaire GEMINA 2, with a power of 27 W. It is made of high-quality components, supported by a 5-year warranty. It also stands out for its very high colour rendering index RA>95. Narrow beam angle 60° gives directional light so that selected objects or surfaces can be better exposed. Designed to be mounted on a track.

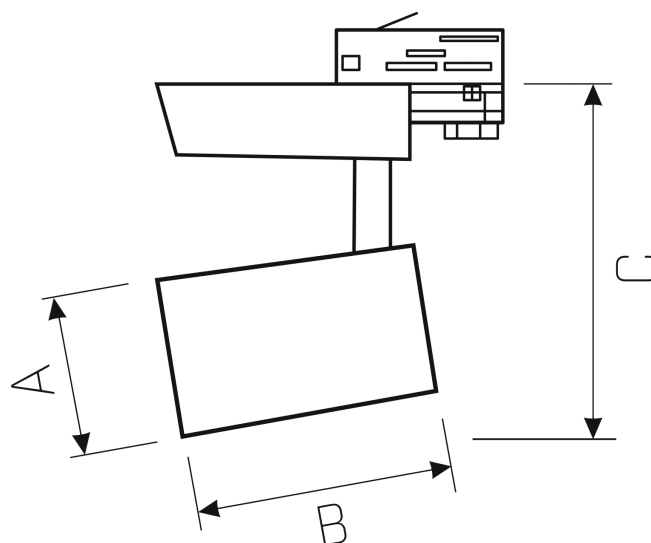


Power **27 W**  
Colour of light **CHEESE**  
Degree of protection (IP) **IP20**

Voltage **230 V**  
Beam angle **60 °**


## Technical data

Code	WQJP05437
Power	27 W
Nominal current	129 mA
Voltage	230 V
Energy consumption	27 kWh/1000h
Frequency	50HZ Hz
Protection class	I
Power supply included	+
Manufacturer of power supply	TCI
Power factor	0.93
Useful luminous flux*	2565 lm (360°)
Luminous flux**	2295 lm (360°)
Lamp efficacy	95 lm/W
Colour of light	CHEESE
Beam angle	60 °
RA	95
Light source included	+
Producer of LED diodes	CITIZEN
Uniformity of color SDCM max	3
Dimmable	OPC
Working temperature range	-20/+40 °
Lifespan	50000 h
Housing material	Aluminum
Degree of protection (IP)	IP20
Colour	White
Dimension (AxBxC)	99x125x167 mm
For use	Inside
Assembly method	on track
Application	Inside
Made in	PL
Catalogue number	MDR46PR027CHEESE60W




## Related documents



 User manual



 Declaration of Conformity