


IP44 120  
lm/W




CE

Power	<b>15 W</b>	Voltage	<b>230 V</b>
Luminous flux*	<b>1800 lm (360°)</b>	Colour temperature	<b>6000 K</b>
Light colour	<b>CW</b>	Beam angle	<b>150 °</b>
Protection class	<b>IP44</b>		




See more on dedicated page 



 Declaration of Conformity



 Photometric file

**Technical data:**

Product code	SLI043017CW_PW
Power	15 W
Nominal current	115 mA
Voltage	230 V
Energy consumption	15 kWh/1000h
Frequency	50HZ Hz
Protection class	II
Power supply included	+
Power factor	0.6
Useful luminous flux*	1800 lm (360°)
Luminous flux**	1600 lm (360°)
Light efficiency	120 lm/W
Colour temperature	6000 K
Light colour	CW
Beam angle	150 °
RA	>80
Light source included	+
Uniformity of color SDCM max	5
Dimmable	No
Working temperature range	-20 +40 °
Lifespan	17000 h
Housing material	TWORZYWO SZTUCZNE
Protection class	IP44
Colour	White
Dimension (axbxc)	596x46x63 mm
For use	Inside
Assembly method	On the ceiling
Application	Inside
Made in	PRC



\*Applies to the LED source used. \*\*Luminaire luminous flux