


IP54 121
lm/W




CE

| | | | |
|----------------|-----------------------|--------------------|---------------|
| Power | 24 W | Voltage | 230 V |
| Luminous flux* | 2900 lm (360°) | Colour temperature | 4000 K |
| Light colour | Neutral white | Beam angle | 110 ° |
| IK | 6 | Protection class | IP54 |




See more on dedicated page 



 User manual



 Declaration of Conformity



 Photometric file



Technical data:

| | |
|------------------------------|----------------|
| Product code | SLI043012NW_PW |
| Power | 24 W |
| Nominal current | 175 mA |
| Voltage | 230 V |
| Energy consumption | 24 kWh/1000h |
| Frequency | 50HZ Hz |
| Protection class | II |
| Power factor | 0.6 |
| Useful luminous flux* | 2900 lm (360°) |
| Luminous flux** | 1900 lm (360°) |
| Light efficiency | 121 lm/W |
| Colour temperature | 4000 K |
| Light colour | Neutral white |
| Beam angle | 110 ° |
| RA | 80 |
| Uniformity of color SDCM max | 5 |
| Dimmable | No |
| Working temperature range | -20/+40 ° |
| Lifespan | 17000 h |
| Housing material | PC+PS |
| IK | 6 |
| Protection class | IP54 |
| Colour | White |
| Dimension (axbxc) | 220x220x34 mm |
| Mounting hole | 195x195 mm |
| For use | Inside |
| Assembly method | Recessed |
| Application | INT |
| Made in | PRC |



*Applies to the LED source used. **Luminaire luminous flux