

NYMPHEA 2

SLI031023CW


Plafond NYMPHEA 2, with a power of 36 W. It shines with a cold light colour (6000K), which is suitable for rooms where we need to be most focused and concentrated, such as technical workstations. Designed for surface mounting. The product is certified by the National Institute of Hygiene, so it can be used in rooms with high hygienic requirements.



Power	36 W	Voltage	230 V
Luminous flux*	2600 lm (120°)	Colour temperature	6000 K
Colour of light	CW	Beam angle	120 °
Degree of protection (IP)	IP20		


Technical data

Code	SLI031023CW
Power	36 W
Nominal current	170 mA
Voltage	230 V
Energy efficiency class	G
Energy consumption	36 kWh/1000h
Frequency	50HZ Hz
Protection class	I
Power factor	0.9
Useful luminous flux*	2600 lm (120°)
Luminous flux**	2600 lm (360°)
Lamp efficacy	72 lm/W
Colour temperature	6000 K
Colour of light	CW
Beam angle	120 °
RA	80
Uniformity of color SDCM max	5
Dimmable	No
Working temperature range	-20/+40 °
Lifespan	17000 h
Housing material	PLASTIC
Degree of protection (IP)	IP20
Colour	White
Dimension (AxBxC)	430x60 mm
For use	Inside
Assembly method	On the ceiling
Application	INT
Made in	PRC




Related documents



 Declaration of Conformity



 Photometric file

