



IP65




Power	10 W	Voltage	230 V
Luminous flux*	850 lm (120°)	Colour temperature	6000 K
Light colour	CW	Beam angle	100 °
Protection class	IP65		




See more on dedicated page 



 Declaration of Conformity



 Photometric file

Technical data:

Product code	SLI029041CW
Power	10 W
Nominal current	50 mA
Voltage	230 V
Energy efficiency classe	F
Energy consumption	10 kWh/1000h
Frequency	50HZ Hz
Protection class	I
Power supply included	+
Power factor	0.5
Useful luminous flux*	850 lm (120°)
Luminous flux**	830/850 lm (360°)
Light efficiency	83 lm/W
Colour temperature	6000 K
Light colour	CW
Beam angle	100 °
RA	80
Uniformity of color SDCM max	5
Dimmable	-
Working temperature range	-20/+40 °
Lifespan	17000 h
Housing material	Aluminum, GLASS
Protection class	IP65
Colour	White
Dimension (axbxc)	83x104x23 mm
For use	Inside/Outside
Assembly method	On the ceiling
Application	INT/EXT
Made in	PRC



*Applies to the LED source used. **Luminaire luminous flux