





CE

Power	27/37/47/58 W	Voltage	230 V
Luminous flux*	9000 lm (360°)	Colour temperature	6000 K
Light colour	CW	Beam angle	120 °
IK	10	Protection class	IP66




See more on dedicated page 



 User manual



 Declaration of Conformity

Technical data:

Product code	SLI028252CW_PW
Power	27/37/47/58 W
Nominal current	255 mA
Voltage	230 V
Energy consumption	58 kWh/1000h
Frequency	50HZ Hz
Protection class	I
Power supply included	+
Power factor	0.9
Useful luminous flux*	9000 lm (360°)
Luminous flux**	4200-8700 lm (360°)
Light efficiency	155 lm/W
Colour temperature	6000 K
Light colour	CW
Beam angle	120 °
RA	80
Uniformity of color SDCM max	5
Dimmable	No
Working temperature range	-20/+40 °
Lifespan	50000 h
Housing material	POLYCARBONATE
IK	10
Protection class	IP66
Colour	Gray/White
Dimension (axbxc)	1500x80x68 mm
For use	Inside/Outside
Assembly method	natynkowy, zwieszany
Application	INT/EXT
Made in	PRC
Other	MAX 16 pcs per line ,



*Applies to the LED source used. **Luminaire luminous flux